

LESSON 51

A Promised Helper

In this lesson we find Jesus after His resurrection cooking breakfast on the beach for His friends. This scene is used to show preschoolers that Jesus knew they needed help. He not only blessed them with a large catch of fish, He prepared a meal for them upon their return to shore.

Knowing they would still need help after He had gone to heaven, Jesus promised to send the Holy Spirit to help them.

The Holy Spirit is a very important part of our lives. He helps us to pray when we don't know how to pray. He helps us to be sensitive to what God wants to tell us. One of the most important reasons that God sent the Holy Spirit to us, however, is so that we can tell other people about Jesus.

In the rest of the New Testament, we learn more about the promise of the Holy Spirit. His

coming to earth fulfilled Old Testament prophecies (Acts 2:17–21) and provided us with the comfort, strength and wisdom we need to be the people God intended us to be. He is a precious gift in our lives, and He equips us with various spiritual gifts. He enables us to produce the fruit of the Spirit, evidence that we are followers of God.

This lesson emphasizes that the Holy Spirit is our Helper. Help children to understand that it is the Holy Spirit who helps us to know that we need to be saved. He lets our hearts feel sad when we disobey and happy when we obey. He helps us to understand the stories that Jesus told, and He helps us to be brave and tell other people about Jesus. The Holy Spirit helps us to praise and worship God and helps us to pray for ourselves and other people.



POWER POINT

Jesus promised me the Holy Spirit.

MEMORY VERSE

God has given us his Spirit.

—1 John 4:13a

LESSON SCRIPTURE

John 21:1–14; Acts 1:1–11

HIDDEN TREASURE

No doubt you sometimes feel overwhelmed. When that happens, remember that the Holy Spirit is your Helper. While this may not mean He cleans the house or takes the children to practice, He can give us the strength we need. So be encouraged: You're not alone!

Going Deeper

Be open to the leading of the Holy Spirit as you look for an opportunity to go deeper with today's lesson. As you present and teach the Power Point, reinforce the idea that the Holy Spirit is there to comfort and help.

If possible, have the children pray for each other this week. With the assistance of helpers, pair the children. Direct them in laying hands on one another and praying that the Holy Spirit will help them to be strong, brave and like Jesus. Stress to the children that the Holy Spirit works in us to help us to be all those things, and He also helps us to pray for others.

Everything You Need

In addition to this list, you will need basic supplies, including: CD player, video equipment, pencils, pens, various colors of construction paper, washable and permanent markers, adult and children's scissors, crayons, glue sticks, white glue, tape, hole punch, smocks, disposable wipes, paper cups, and table and chairs for each Creation Station.

Welcome Time: Power Point poster (from Lesson 50).

Creation Station 1: Large bag of different colored pom-poms, and shoeboxes.

Creation Station 2: Pictures of helpers (page 342).

Creation Station 3: Yarn, glitter glue and pictures of firefighter and police officer (from Creation Station 2).

Power Praise: *Power Praise* CDs*, *Praise Experience* DVD*, Instrument Pak* and Tambourines (made in Lesson 40).

Lesson Introduction: Electric fan.

Sharing God's Word: Pictures 42-2, 51-1 and 51-2 and bottle of spray perfume (or air freshener).

Show-n-Teach Time: Gozer and Teekaboo puppets**, old sock and *Power Praise* CD*.

Creation Station 5: Bread, individually wrapped cheese slices and cookie cutters.

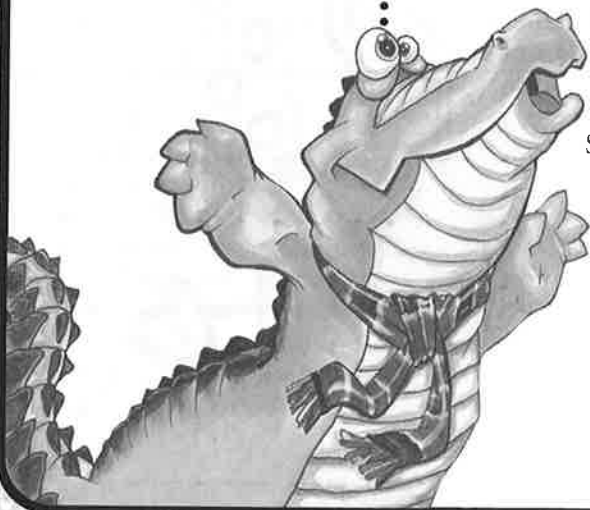
Creation Station 6: *Power Praise* CD*.

Later, Gator!: *Power Praise* CD* and *Fridge Fun* take-home papers.

Welcome Time

Props: Power Point poster (from Lesson 50).

Procedure: Greet children and ask if they remember what the poster says. Help them to recognize letters and remember what the poster says. Tell them that in today's lesson they will learn how the Holy Spirit is our Helper. Guide the children to Creation Stations.



*Available in Deluxe and Ultimate Combo only.
**Available in Ultimate Combo only.

Creation Stations

Station 1

Props: Large bag of different colored pom-poms, and shoeboxes.

Preparation: Lay shoeboxes randomly around the room.

Presentation: I'm so excited! I just remembered that *Jesus promised me the Holy Spirit*. It's your promise, too! You can say, "*Jesus promised me the Holy Spirit*." (Allow for responses.) I brought something fun with me today. (Open bag and allow pom-poms to scatter all over the floor.) Oh, no! Can someone help me? I need to get these pom-poms into the shoeboxes. (Children help. Sort the pom-poms by color.) Thank you very much. I couldn't have done this all by myself. It's great to have helpers like all of you.



BRIGHT IDEAS

Stations 2 and 3

Have a real fire fighter or police officer join your class during Creation Stations. Allow them to share about what they do and answer two or three questions.

Station 2

Props: Pictures of helpers (page 342).

Presentation: We have helpers all around us. Helpers do things with us that we can't do by ourselves. (Show picture of police officer.) A police officer is our helper. He helps us cross the street. (Show picture of doctor.) A doctor is our helper. He gives us medicine when we are sick. (Show picture of lifeguard.) A lifeguard is our helper. He helps us stay safe in water. (Show picture of firefighter.) A firefighter is our helper. He helps us run from fire. We have another helper. Today in our Bible lesson, we will learn about our special Helper. Say, "*Jesus promised me the Holy Spirit*." (Children repeat.)

Station 3

Props: Yarn, glitter glue and pictures of firefighter and police officer (from Creation Station 2).

Preparation: Cut construction paper in strips that are 2 inches wide and 13 inches long. Write the word *Helper* across the middle section of each strip. Punch holes in each end. Cut yarn in 6-inch lengths. Tie yarn through each hole. Decorate the headband. Complete one craft as an example.

Presentation: I'm glad we have helpers. Sometimes a helper wears a hat. Police officers wear hats. Firefighters wear hats. (Refer to pictures from Creation Station 2.) Would you all like to be helpers? (Allow for responses.) Let's make hats so you can be helpers, too. (Distribute headbands to decorate. Fit each hat to child's head by tying yarn in the back.)



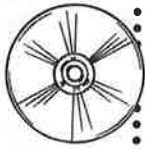
Transition Time

Have children sing along to the *Power Praise* CD as you lead them to the Power Praise area, or lead the following to the tune of "London Bridge."

**Jesus is a gift from God,
gift from God, gift from God.
Jesus is a gift from God,
and He loves me.**

PRAISE PICKS

**"PattyCake
Praise"**
(Disc 2, #8)



"Praise Parade"
(Disc 2, #13)



"Ten Men" (Disc 2, #14)



"All About Me"
(Disc 1, #24)

Power Praise

Props: *Power Praise* CDs, *Praise Experience* DVD, Instrument Pak and Tambourines (made in Lesson 40).

Presentation: God is strong! He never makes mistakes! We are here to sing happy praise songs and wonderful worship songs to Him today. This day is a super praise day! We can sing and clap for Jesus. Are you ready to clap with me? Good! Here we go! (*Sing "PattyCake Praise."*)

Awesome! Now, let's praise Him with singing and instruments. Sing and play with me! (*Sing "Praise Parade" and "Ten Men."*)

Did you know that the Holy Spirit is our Helper? Yes, He is! He helps us to do right things; He reminds us that we all need Jesus, and He helps us tell others about Jesus. Remember that God's gift to us was Jesus? Well, Jesus' gift to us is the Holy Spirit! He is always, always with us. I am so thankful that God sent us Jesus and the Holy Spirit. What wonderful, precious gifts! Let's sing a worship song to God right now. (*Sing "All About Me."*)

Power Prayer


Did you know that the Holy Spirit even helps us pray? He does! When we don't know what to pray, the Holy Spirit prays for us. Isn't that good news? And when we are very still and listen carefully, He will answer our prayers. Just as the Holy Spirit helps us tell others about Jesus, He will help us pray for them, too. Let's pray for our friends and our families today. Ready? Bow your heads, close your eyes and fold your hands. Good. Let's think only about God.

Heavenly Father, thank You for the precious gift of the Holy Spirit. Thank You that He is our Helper. Father God, be with our friends. May they know Jesus as we share Him through the help of the Holy Spirit. In Jesus' name, amen.

Lesson Introduction

Props: Electric fan.

Presentation: Boys and girls, I'm feeling a little warm. I think I'll turn on this fan. (*Turn fan on low. Be sure it blows on the children.*) That's a nice, gentle breeze and makes us feel a little cooler. (*Turn fan on high.*) Wow! That's a pretty powerful wind! I have to talk louder, and it's blowing papers around. Maybe I'd better turn it down. (*Allow for responses; then turn the fan to low.*) Boys and girls, can you see the breeze this fan makes? (*Allow for responses.*) Can you see the air? (*Allow for responses.*) No. You can see how the air moves things but not the air itself. We can also feel the air, can't we? (*Allow for responses.*) But we can't see it. We are going to learn some more about the Holy Spirit today. Today we are going to learn how the Holy Spirit is our Helper. And as we are learning, I want you to remember the breeze. Even though we can't see the air, we can see when it moves things, and we can feel how it helped us be cooler. We can't see the Holy Spirit, but we can see and sometimes feel how He helps us.



Sharing God's Word

John 21:1-14; Acts 1:1-11

Props: Pictures 42-2, 51-1 and 51-2* and bottle of spray perfume (or air freshener).

Presentation: (*Hold up your Bible.*) How excited Jesus' friends were to know that He had risen from the dead! (*Point up.*) For 40 days, He appeared to His friends, often while they were working.

Early one morning, Peter and his friends were returning from fishing all night when someone shouted from the beach (*cup your hands around your mouth and shout*), "Friends, have you caught anything?"

(*Shout.*) "No!" they answered. They didn't know it was Jesus! So He told them, "Put your nets into the water again and you will catch some fish."

"Plop, plop! Splash!" went one net. "Plop, plop! Splash!" went another net into the water. Peter and his friends tried once more. Boys and girls, what do you think happened? (*Allow for responses.*)

(*Show Picture 42-2. Point to the disciples in the boat.*) All of a sudden, the nets were so full of fish; they could not drag it up into the boat. (*Pretend to be dragging a heavy net into a boat.*) "It's Jesus!" His friend John said. They were so excited! (*Act excited.*) Yea, Jesus! Paddle, paddle, paddle. His friends rowed as fast as they could! (*Pretend to row.*) They wanted to see Jesus again!



(*Show Picture 51-1.*) When they got there, Jesus had cooked breakfast for them. (*Pretend to be cooking over a fire.*) Jesus always knew when His friends needed help. He knew they would need a helper after He went to heaven, too.



(*Show Picture 51-2.*) Jesus said that He would send the Holy Spirit to be a Helper to them. He asked His followers to wait in a room until the Helper came.

The Holy Spirit is our Comforter. He helps us not to feel sad or alone. This week we are learning that the Holy

Spirit is also called our Helper. He helps people feel sorry when they do wrong things. (*Make a sad face.*) The Holy Spirit helps people feel happy when they do what is right. (*Make a happy face.*) The Holy Spirit helps us know Jesus is God's Son. (*Point up.*) The Holy Spirit helps us understand the Bible. (*Hold up your Bible.*) The Holy Spirit helps us to tell others about God's love. (*Point up; then hug yourself.*)

(*Spray perfume; then hide the bottle.*) Children, do you see the perfume bottle? (*Allow for responses.*) How do you know I sprayed perfume? (*Allow for responses.*) This is the way it is with the Holy Spirit. We can't see Him, but we sometimes feel Him with us. Say this with me, "*Jesus promised me the Holy Spirit.*"

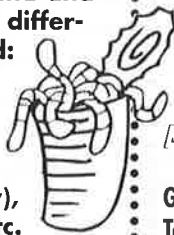
LET'S REVIEW

- **Who did Jesus say would be with us?** *The Holy Spirit.*
- **How does the Holy Spirit make people feel when they have done something wrong?** *Sad.*
- **Who will the Holy Spirit help to tell others about Him?** (*Point to each child and allow them to say their names.*)

*To purchase 11- by 17-inch posters of these pictures, call (800) 451-4598.

WIGGLE BREAK

Have children stand and make motions to differences in the wind: a light breeze, a heavy wind, a tornado (where they should crouch down low), no wind at all, etc. For added interest, use taped sound effects.



Show-n-Teach Time

Props: Gozer and Teekaboo puppets, old sock and *Power Praise* CD cued to “Gozer’s Theme Song” (Disc 1, #8).

[Signal Gozer’s arrival with green light, green circle or siren. Gozer enters, holding an old sock and dancing until music fades.]

Gozer: Go, Gozer! Teekaboo! Where are you?

Teekaboo: Peekaboo! Here I am!

Leader: Gozer, why are you carrying that old sock?

Gozer: This isn’t just any old sock—this is my sweet, squishy swamp sock! I caught it today with my fishin’ pole.

Leader: A swamp sock? But where’s the fish? Weren’t the fish biting today?

Gozer: Who wants to catch a dumb old fish when you can snag a great prize like this swamp sock? I can add it to my collection of other things I caught in the swamp like my wobbly Frisbee, my soda cans and that big rubber boot! *[Looks down]*

Teekaboo: Gozer, this all sounds pretty fishy to me. I know how much you love to fish. What’s wrong?

Gozer: Well...*[Pauses]*...I’m frustrated! My fishing line got snagged on some weeds, and when I tried to pull on it, it snapped and got all tangled up in the tree branches over my head. Now I don’t know what to do! I need help fixing this tangled mess!

Teekaboo: Gozer, why didn’t you just ask for help? I’m your friend, and I could have helped you!

Leader: This reminds me of an important lesson Jesus taught His friends before He went back to heaven.

Gozer: What lesson was that—not to catch any socks in their nets?

Leader: No, silly Gozer. Jesus wanted His friends to know that, even though He was going away for a little while, another Helper-Friend was coming to be with them.

Gozer and Teekaboo: Who was He?

Leader: The Holy Spirit. God was sending His friends someone special who could help them do the work Jesus gave them.

Teekaboo: What kind of work?

Leader: Jesus told His disciples to go and tell the whole world the good news about Him.

Teekaboo: Sounds like a pretty big job!

Leader: A job too big to do without a helper!

Gozer: Go, Holy Spirit! *[Spins around]* He must be a great Friend!

Leader: He is a great Friend, Gozer. He helps everyone who trusts in Jesus.

Gozer: Oh, boy! Can He help me get my fishing line untangled?

Leader: Gozer, you can ask the Holy Spirit to help no matter what the problem is. Sometimes, He sends people our way to help us. And sometimes, He encourages us with God’s words. Sometimes, He heals us when we’re sick. And at other times, He just stays with us and comforts us when we hurt.

Teekaboo: I like the Holy Spirit! Is He my Friend, too?

Leader: Oh yes. The Holy Spirit goes with you and helps you feel better when you’re scared or lonely or sad. The Holy Spirit also gives wonderful gifts to all of Jesus’ friends to help them tell others about Him.

Gozer: Well, the three of us better get going then—we’ve got some fishing to do!

Leader: The three of you?

Gozer: Yes! Me, Teekaboo, and our Friend, the Holy Spirit! Go, Holy Spirit!

[Gozer and Teekaboo exit.]



Creation Stations


Station 4

Procedure: Sing to the tune of "Where Is Thumbkin?"
He's my Helper. He's my Helper. (Point to self.)
What's His name? What's His name? (Shrug shoulder. Point to head as if thinking.)
He's the Holy Spirit. He's the Holy Spirit. (Shake index finger as if remembering.)
That's His name. That's His name. (Nod head yes.)
He's my Helper. He's my Helper. (Point to self.)
What's He do? What's He do? (Shrug shoulder. Point to head as if thinking.)
He helps me to do things. He helps me to do things. (Move hands randomly.)
He'll help you. He'll help you. (Point to children.)

Station 5

Props: Bread, individually wrapped cheese slices and cookie cutters.

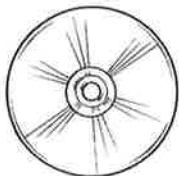
Preparation: Cut cheese slices into quarters.
Presentation: *Jesus promised me the Holy Spirit.* The Holy Spirit is my Helper. He is your Helper. Let's show what it means to be a helper by helping with the snack. (Pass out two slices of bread and a cookie cutter to each child. Demonstrate using a cookie cutter to cut the bread. Distribute cheese and allow children to make a sandwich with their cut-out bread.) There! With your help, we all have a fun snack. Before we eat, let's thank Jesus for giving us the Holy Spirit as our Helper.



Station 6

Props: Power Praise CD cued to "God Has Given" (Disc 1, #21).

Presentation: "God has given us his Spirit," 1 John 4:13a. That is our Memory Verse. God knew we wouldn't be able to do everything by ourselves. He knew that whether we are big or small, we could always use His help. We can always use a helper. *Jesus promised me the Holy Spirit.* The Holy Spirit will be my Helper. He will be your Helper, too! Say the Memory Verse with me. (Play Power Praise CD.)



Later, Gator!

Play "As We Go" (Disc 1, #9) as parents begin to arrive. Make sure children have all crafts and activities made during Creation Stations. As parents pick up children, hand out copies of this week's *Fridge Fun* papers and encourage them to hang them on the refrigerator at home.

Presentation: Jesus promised us a Helper. (Encourage them to respond, "*Jesus promised me the Holy Spirit.*")



BRIGHT IDEAS

Station 5

Bread is easier to cut with cookie cutters if it is at least a day old.

HERE'S HOW



Lesson 43
Station 3

Make copies of the coloring sheet (one per child). See page 345 for further instructions.

